



CLASSROOM ENGLISH















H

HOW TO GREET YOUR TEACHER

- Hello / Hi !
- Good morning, Mr / Mrs ... !
- Good afternoon, Mr / Mrs ... !
- Goodbye / See you tomorrow/on Monday !



UNDERSTANDING YOUR TEACHER'S INSTRUCTIONS

<p>Look at the board !</p> 	<p>Answer the question !</p> 	<p>Write down the lesson.</p> 
<p>Speak up, please.</p> 	<p>Listen, please.</p> 	<p>Be quiet, please.</p> 
<p>Sit down, please.</p> 	<p>Stand up, please.</p> 	<p>Put up your hand.</p> 
<p>Switch on the light.</p> 	<p>Switch off the light.</p> 	<p>Close the door, please.</p> 

SAYING SORRY

Sorry, I'm late.



Sorry, I haven't got my notebook. It's at home.



Sorry, I haven't got my notebook. It's in my locker.



Sorry, I haven't got my homework.



ASKING FOR PERMISSION


Can I have a tissue, please?




Can I open the window?




Can I close the window?



Can I close the curtain?



Can I write the date, please?



Can I go to the toilet ?




Can I put this in the bin ?



Can I speak French ?











Can I come to the board ?



I have a question, Miss !



PROBLEMS AND QUESTIONS

<p>What's the English/French for chien?</p> <p>Chien</p> <p>dog</p>	<p>Can you spell "cat", please?</p> <p>C-A-T</p>	<p>Can you repeat, please?</p> <p>Stand up, please.</p> <p>Can you repeat, please?</p> <p>Yes, of course : stand up, please.</p>	<p>Can you slow down, please?</p> <p>Please slow down</p> 
<p>Can you help me, please?</p> <p>SOS HELP ME!</p>	<p>Sorry, I don't know.</p> 	<p>I don't understand.</p> 	<p>I don't remember</p> 
<p>Sorry, I don't feel well.</p> 	<p>I can't see the board...</p> 	<p>I can't hear the document</p> 	<p>I know !</p> 

ROLL CALL IN CLASS : REASONS AND EXCUSES : He/She is absent because...

<p>... s/he is ill / sick :</p> 	<p>... the bus is late :</p> 	<p>... s/he is sleeping :</p> 
---	--	---



In my schoolbag, there is...

1. Look at the picture for 30 seconds and memorise it !
2. **CO** : Play "In my schoolbag, there is..." with Andy. :
3. **PE** : Time to write ! Write a super long sentence :

In my schoolbag, there is _____

_____ and there are _____

4. **POI** : In groups : Use your own school things to play "In my schoolbag there is..."
5. **AP / Méthodo** : Organisation - Apprendre son vocabulaire
6. **RSL** :

a) Les articles a/an et Ø :

Quand Andy décrit le contenu de son sac, il dit :

1. In my schoolbag, **there is a pencil, a book and an eraser.**
2. And in my pencil case, **there are markers.**

Je veux désigner une personne ou une chose non définie.

Observe les **déterminants**. Que remarques-tu ? (Regarde bien la 1^{ère} lettre du nom en vert qui suit chacun d'eux).

DEDUIS !

On emploie :

- **a** pour désigner un nom indéfini au :

singulier pluriel

qui commence par un son _____.

- **an** pour désigner un nom indéfini au :

singulier pluriel

qui commence par un son _____.

Je veux désigner des personnes ou des choses non définies.

Observe les **noms** de l'énoncé 1 et celui de l'énoncé 2.

Dans l'énoncé 2, le nom en **vert** est au :

singulier pluriel

Il est : précédé d'un article

non précédé d'un article

DEDUIS !

On emploie :

- a/an pour désigner un nom indéfini au _____.

- l'article dit "zéro" (Ø) pour désigner un nom indéfini au _____.

b) There is / There are

Je veux décrire un contenu

Observe les expressions en **rouge**. Elles sont composées de _____ + le verbe _____.

Dans l'énoncé 1, le **verbe** est conjugué au Présent, au singulier pluriel car le nom qui le suit est au singulier pluriel.

Dans l'énoncé 2, le **verbe** est conjugué au Présent, au singulier pluriel car le nom qui le suit est au singulier pluriel.

En français, quelle expression correspond à there is / there are ? _____.

Quel verbe est donc employé en français ? _____.

DEDUIS !

Pour décrire un contenu, pour parler de la présence de quelqu'un ou de quelque chose, on peut employer _____ ou _____.

Cette expression est composée de there + le verbe _____ (conjugué au singulier ou au pluriel et, ici, au présent).

Le verbe _____ s'accorde avec le premier nom qui le suit quels que soient les autres noms qui suivent.

HOMWORK

VOCABULARY :

1• Nomme les fournitures scolaires dont le nom commence la lettre indiquée :

a) *P* : _____

b) *S* : _____

c) *R* : _____


d) *H* : _____

2• Crée autant de noms de fournitures scolaires que possible avec les lettres ci-dessous. Attention, chaque lettre ne sert qu'une fois !



GRAMMAR :

1. Décris le contenu du sac.




SPEAKING ABOUT SCHOOL THINGS

Take/Open your notebook/copybook.

Take/Open your display book.






Have you got a ruler / a pencil / a green pen, please?

		
Close your notebook/copybook.	Close your display book.	Can I use your scissors / your rubber / your highlighter, please ?
		

SPEAKING IN THE MULTIMEDIA ROOM



Switch your computer on/off 	Tablet 	Mp3 player 
--	---	---

Click on this link : http://adperverie.weebly.com/my-picture-dictionary.html	Can I save my file ? 
Go this website : 	Can I start recording ? 
Can I print the document ? 	Sorry, I forgot my login/password ! 



English Classroom



WHAT DO YOU REMEMBER ?








1) → Complete with the right word.

repeat - know (2) - English - remember - French - understand

	I don't		I don't
	I don't		Excuse me Miss, can you please ?
	I !		What's the for « ... » ?
			What's the for « ... » ?




2 - Matching exercise

→ Match the image to the corresponding sentence.

		I can't hear the document.
		Can I speak French ?
		I can't see the board.
		Can I go to the toilets please ?
		Can I open / close the window ?
		I have a question Miss ?
		Can I go to the board ?

3 - Roll Call in class

- When your friend is absent ...

He / She is absent because ...		
		
... he /she is he / she is he / she misses the







- When you arrive in class ...



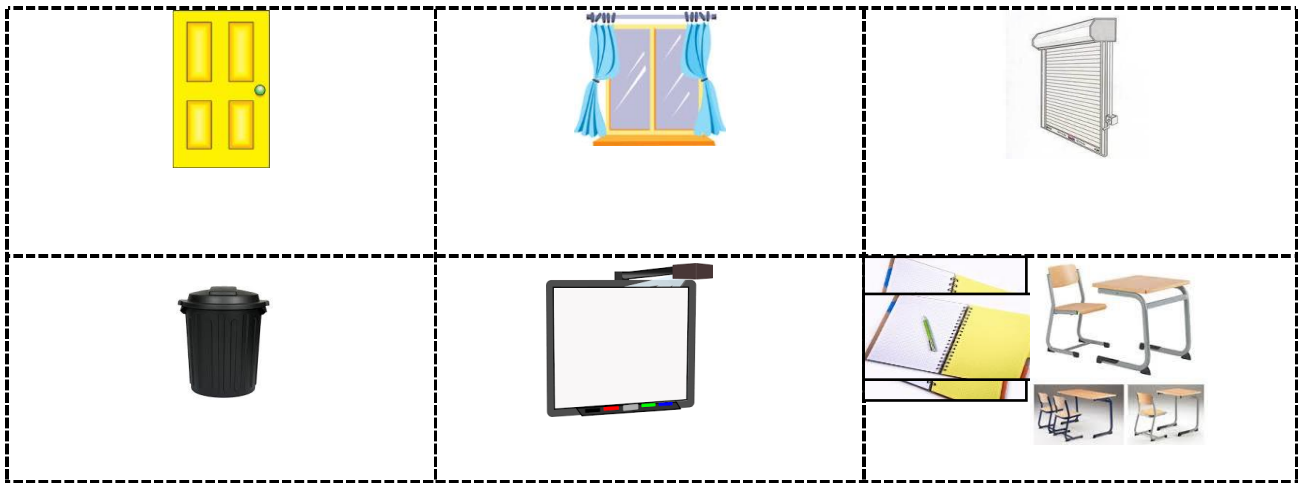
Sorry Miss, I'm

4) Complete :

Some school things vocabulary :

Some classroom objects :



Sentences you may hear

GB	FR
Please, come in !	Entrez !
Please, stand up / sit down !	Levez-vous ! / asseyez-vous !
Give out the documents, please !	Distribue les documents, STP !
Switch on / off the light, please !	
Can you please help your friend ?	
Open / close your copybook	
Can you recap ?	

Sentences you may need to express yourself	
GB	FR
Sorry Miss, I'm late !	Désolé(e) pour mon retard, Madame !
Could you repeat (slowly) please ?	Pouvez-vous répéter (doucement) SVP ?
	Je ne comprends pas !
	Je ne sais pas !
	Comment dit-on en anglais ?
	Puis-je parler français ?
I've forgotten my...	J'ai oublié mon cahier !
	Je n'arrive pas à lire, pouvez-vous agrandir le texte, SVP ?
Could you scroll up / scroll down please ?	Pouvez-vous monter/descendre le texte, SVP ?

Sentences you may need to express yourself	
GB	FR
Sorry Miss, I'm late !	Désolé(e) pour mon retard, Madame !
Could you repeat (slowly) please ?	Pouvez-vous répéter (doucement) SVP ?
	Je ne comprends pas !
	Je ne sais pas !
	Comment dit-on en anglais ?
	Puis-je parler français ?
I've forgotten my...	J'ai oublié mon cahier !
	Je n'arrive pas à lire, pouvez-vous agrandir le texte, SVP ?
Could you scroll up / scroll down please ?	Pouvez-vous monter/descendre le texte, SVP ?

You are ready !
Welcome to English class !!!



a **yellow**
glue stick




a **green**
glue stick




a **red**
glue stick




a **blue**
glue stick



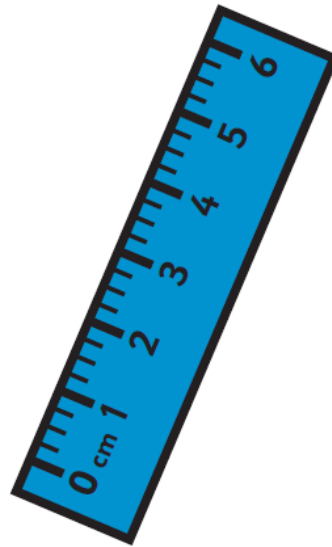
a **yellow**
ruler




a **green**
ruler



a **red**
ruler



a **blue**
ruler



a **yellow**
bin




a **green**
bin




a **red**
bin



a **blue**
bin




a **yellow**
pencil



a **green**
pencil



a **red**
pencil



a **blue**
pencil




a **yellow**
rubber




a **green**
rubber




a **red**
rubber




a **blue**
rubber




a **yellow**
pencil
case



a **green**
pencil
case



a **red**
pencil
case



a **blue**
pencil
case



yellow
scissors



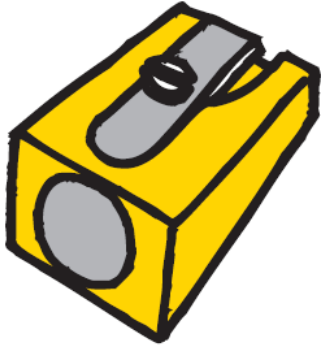
green
scissors



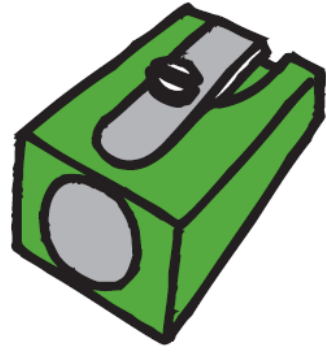
red
scissors



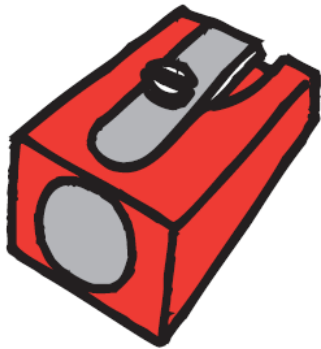
blue
scissors



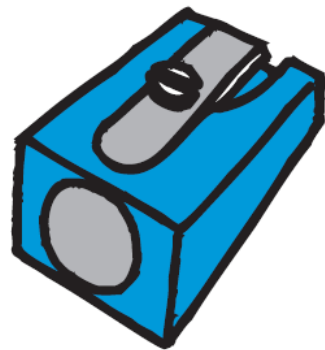
a **yellow**
pencil
sharpener




a **green**
pencil
sharpener



a **red**
pencil
sharpener



a **blue**
pencil
sharpener



a **yellow**
paint
brush



a **green**
paint
brush



a **red**
paint
brush



a **blue**
paint
brush