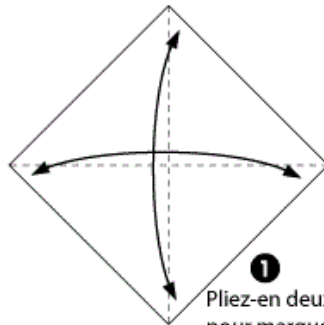


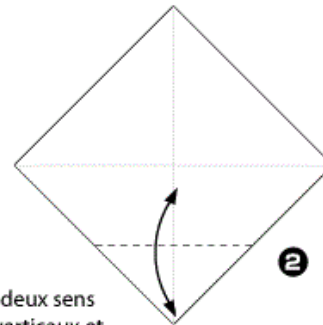


# Fiche d'autonomie

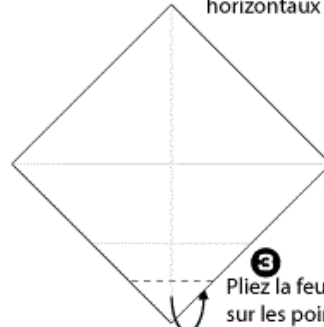
Prénom



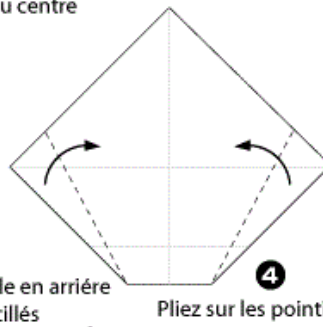
1 Pliez-en deux dans les deux sens pour marquer les plis verticaux et horizontaux du centre



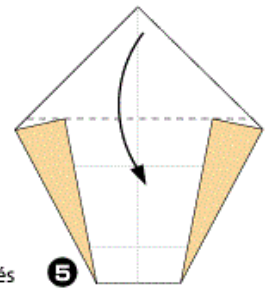
2 Marquez le pli



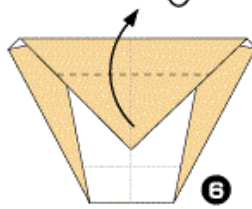
3 Pliez la feuille en arrière sur les pointillés



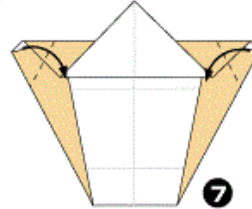
4 Pliez sur les pointillés



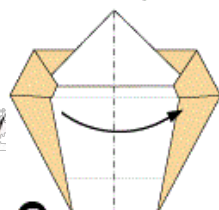
5 Pliez sur les pointillés



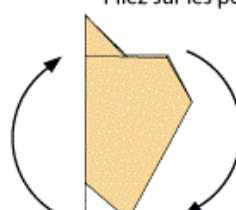
6 Pliez sur les pointillés



7 Pliez sur les pointillés

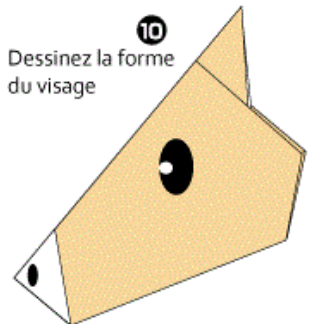


8 Pliez en deux




Changer de côté

10 Dessinez la forme du visage



Tête de cheval



\*Copyright: Fumiaki Shingu

Superbe !

Très bien

Bien

Des erreurs !

Peu appliqué !