



English classes

Wednesday, April 1st – 8:30 and 10:30 classes

Résumé de l'épisode précédent (lundi 30)

- Correction des activités des séances précédentes.
- Travail sur deux illustrations de familles.



Avant de commencer :

- Relire les leçons et exercices précédents.
- Refaire des activités de révision du vocabulaire.
- Avoir son cahier, de quoi noter exercices et leçons, de quoi rechercher / vérifier le vocabulaire des consignes et exercices (dictionnaire en ligne ou papier).

Liens utiles :

- ✓ [Vos séances sur le blog](#)
- ✓ [Un bon dictionnaire en ligne](#)
- ✓ [Le vocabulaire de la famille sur Quizlet](#)
- ✓ Je vous rappelle que vous pouvez vous inscrire gratuitement sur votre espace classe Quizlet avec [ce lien](#).

Today

- Activities and exercises correction (lundi 30).
- Listening comprehension.
- Grammar: talking about talents and hobbies.



1) Correction

1) Correction

A) Le type de document :



- This is a painting by Gainsborough. Gainsborough is a famous British painter. The painting is probably in a museum.
- Fantastic Mr Fox is a book by Roald Dahl and a film. This is a poster for the film.

1) Correction



B) Pistes pour décrire les images :

- The Gravenor family is in the countryside. They are under a tree, in the fields. We can see the father, his wife and their two girls. One girl has got a grey dress, the other a pink dress. The father is standing. The mother and one daughter are sitting. The girl in pink is standing. I think they are rich. They have got beautiful clothes.
- Mr Fox is with his family and his friend, Rat. His wife, Mrs Fox, is behind him. One child is next to him, the other is in front of him, on the floor. Mr Fox is sitting. Mrs Fox is standing next to the armchair; she has got a chicken for dinner.

1) Correction



C) Pistes pour comparer les images :

Mr Fox and his family are with a friend, whereas the Gravenor family is not. Mr Fox and Mrs Fox are respectively holding a magazine and a roasted chicken. Mr and Mrs Gravenor are holding fashion accessories (hats, a cane...). Mr and Mrs Fox have two sons, whereas Mr and Mrs Gravenor have two daughters. The Fox family is not human, contrary to the Gravenor family. Moreover, the painting is way older than the movie poster...



2) Listening comprehension

2) Listening comprehension

A) Look at the picture:



2) Listening comprehension

B) Listen to the conversation between Sophia, Amelia, Oliver and Tom.





They are talking about their families.

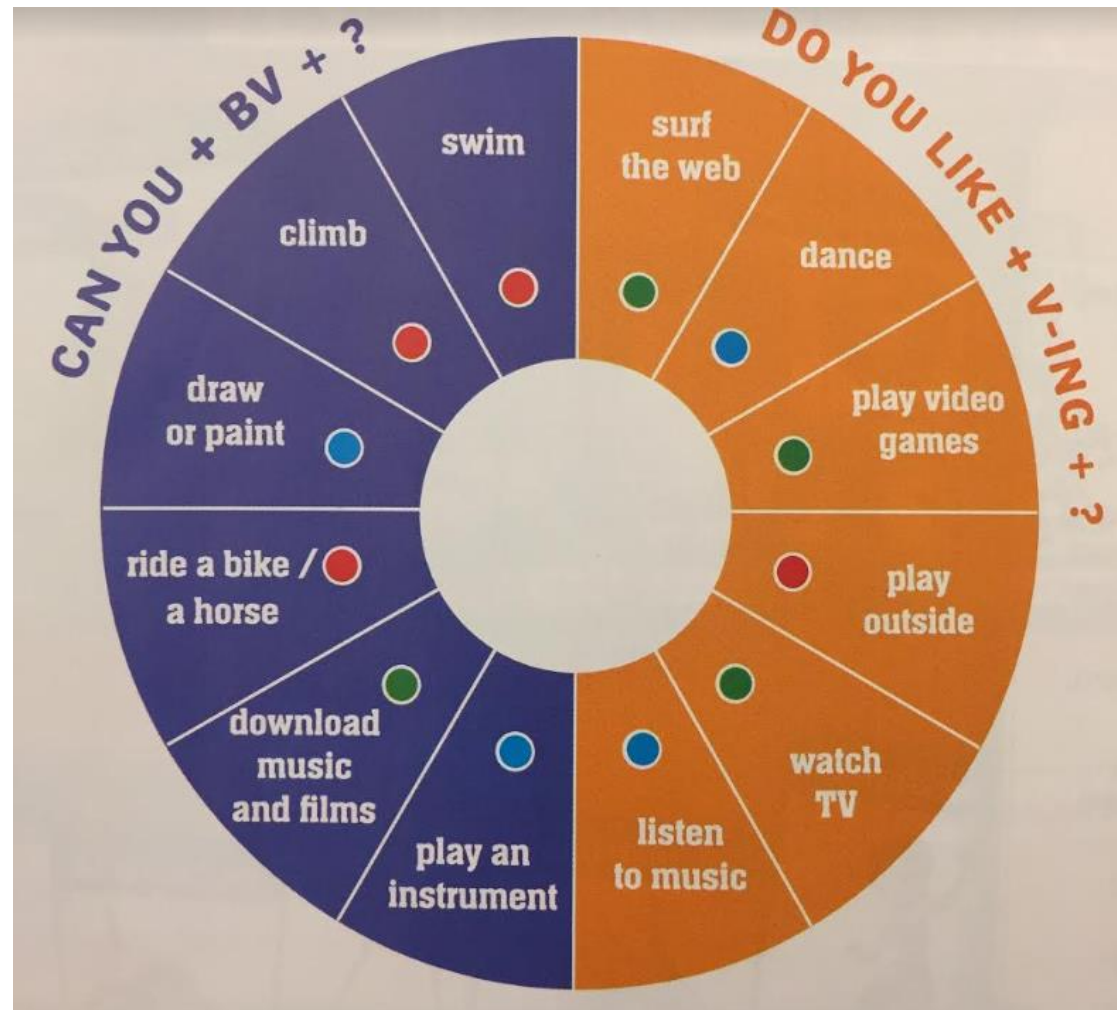


2) Listening comprehension



C) Take notes on the family members:

			
<ul style="list-style-type: none">• Identity:• Talents:• Hobbies:	<ul style="list-style-type: none">• Identity:• Talents:• Hobbies:	<ul style="list-style-type: none">• Identity:• Talents:• Personality:	<ul style="list-style-type: none">• Identity:• Talents:• Hobbies:• Personality:



3) Talents and hobbies

3) Talents and hobbies

A) Grammar

a) CAN + BV: exprimer un talent, une capacité.

AFFIRMATION / NEGATION

I can run but I can't fly.

- **I can + BV**
= ce que je sais faire,
ce dont je suis capable.
- **I can't + BV**
= ce que je ne sais pas
faire, ce dont je ne suis
pas capable.

PENSE À NOTER LES LEÇONS DE
GRAMMAIRE DANS TON CAHIER,
OU À LES IMPRIMER ET COLLER
SI TU LE PEUX !

QUESTION / REPONSE

Can you swim?

Yes, I can. / No, I can't.

3) Talents and hobbies

A) Grammar

b) LIKE + V-ING: exprimer ce qu'on aime faire.

AFFIRMATION / NEGATION

*He likes **cooking**.*

♥ Ce que l'on aime faire: sujet + like/likes + **V-ing**

*She doesn't like **playing** video games.*

♥/✗ Ce que l'on n'aime pas faire:
Sujet + don't/doesn't like + **V-ing**

PENSE À NOTER LES LEÇONS DE
GRAMMAIRE DANS TON CAHIER,
OU À LES IMPRIMER ET COLLER
SI TU LE PEUX !

QUESTION / REPONSE

Do you like **surfing**
the web?

Yes, I **do**. / No, I **don't**.

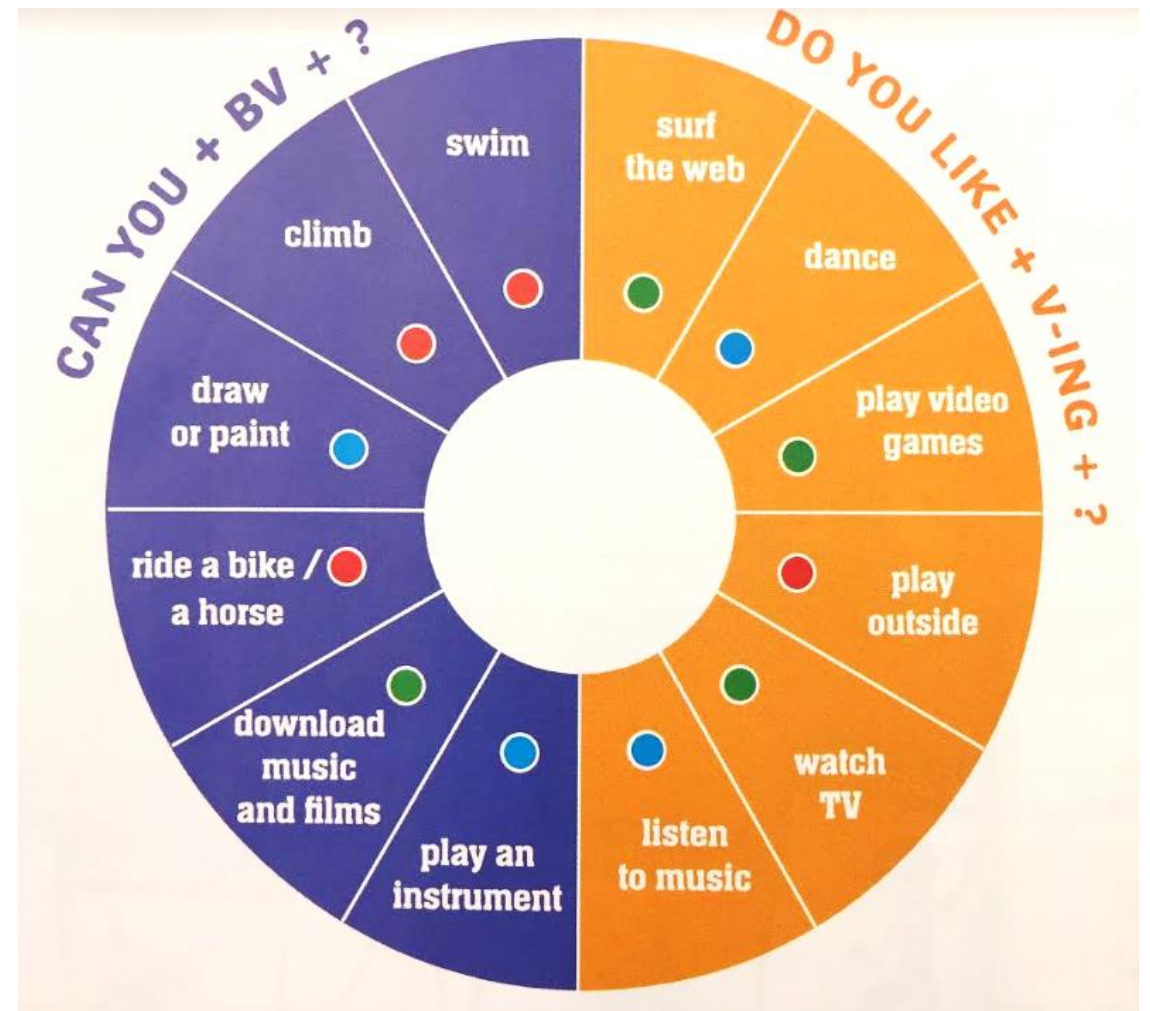
3) Talents and hobbies

B) Practise: questions/answers.

a) Pour chaque activité en violet, rédige une question sur le modèle « Can you + BV + ...? ».

Exemple :

Can you swim?



3) Talents and hobbies

B) Practise: questions/answers.

b) Pour chaque question posée au sujet des activités en violet, rédige une réponse.

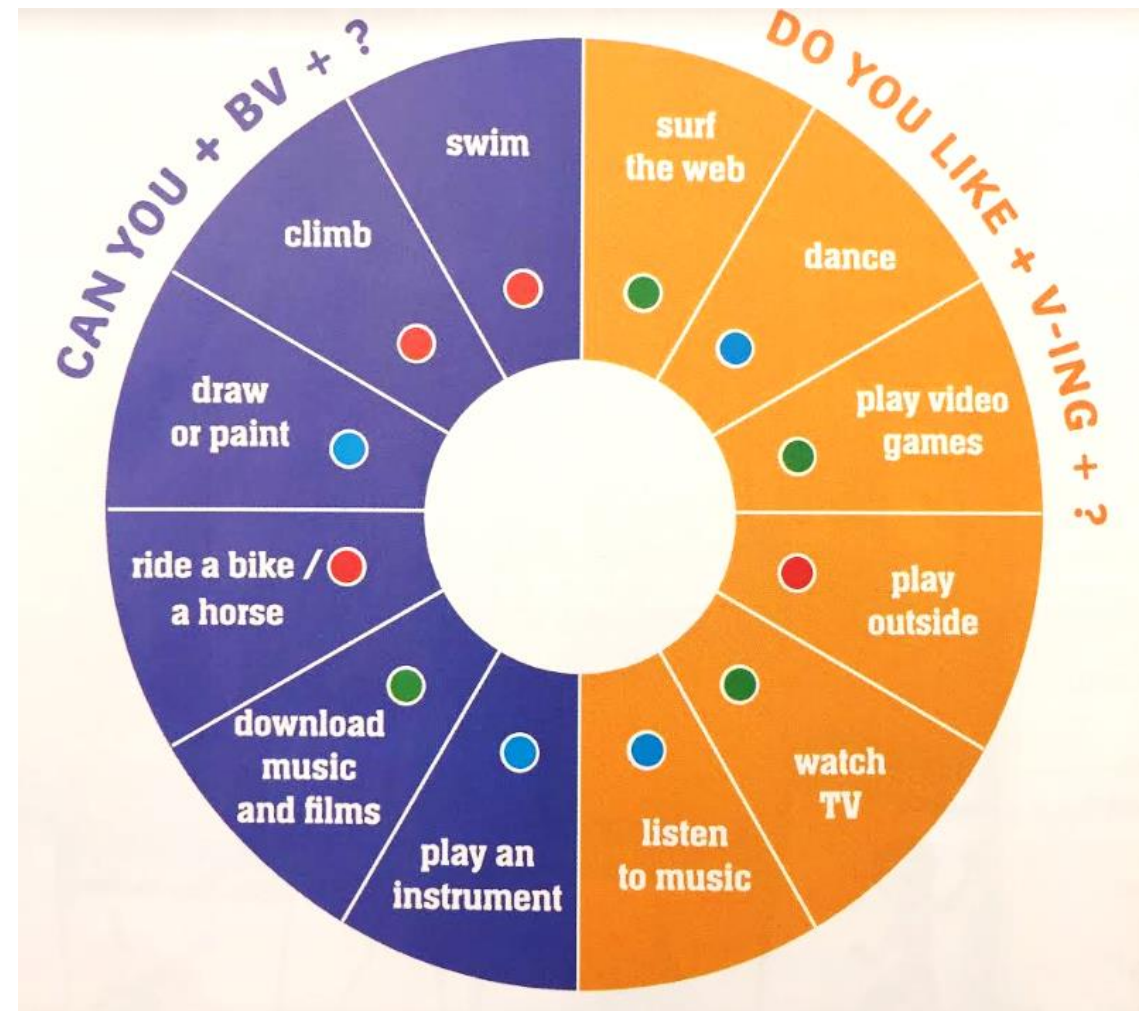
Exemple :

Yes, I can swim.



ou

No, I can't swim.



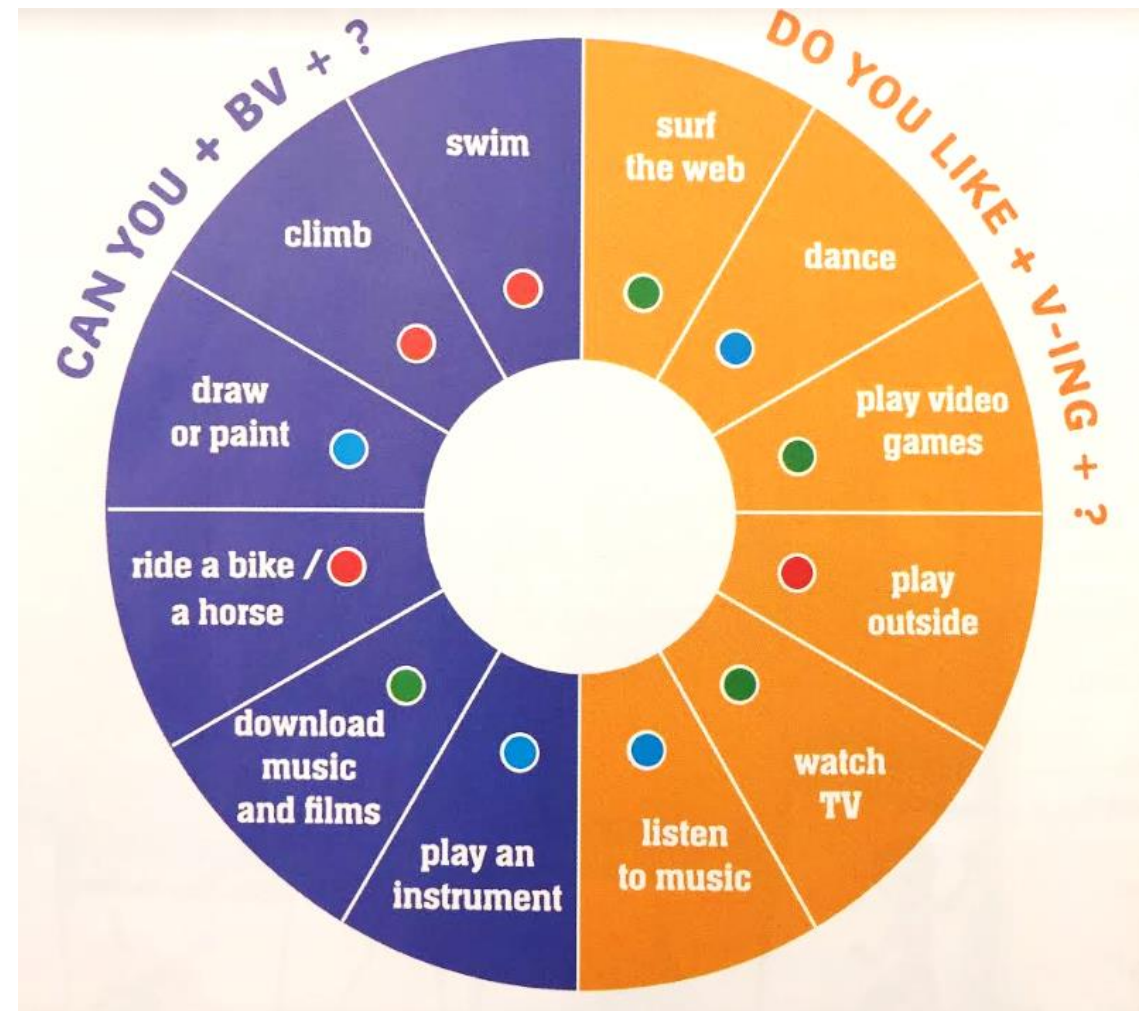
3) Talents and hobbies

B) Practise: questions/answers.

c) Pour chaque activité en orange, rédige une question sur le modèle « Do you like + V-ING + ...? ».

Exemple :

Do you like surfing the web?



3) Talents and hobbies

B) Practise: questions/answers.

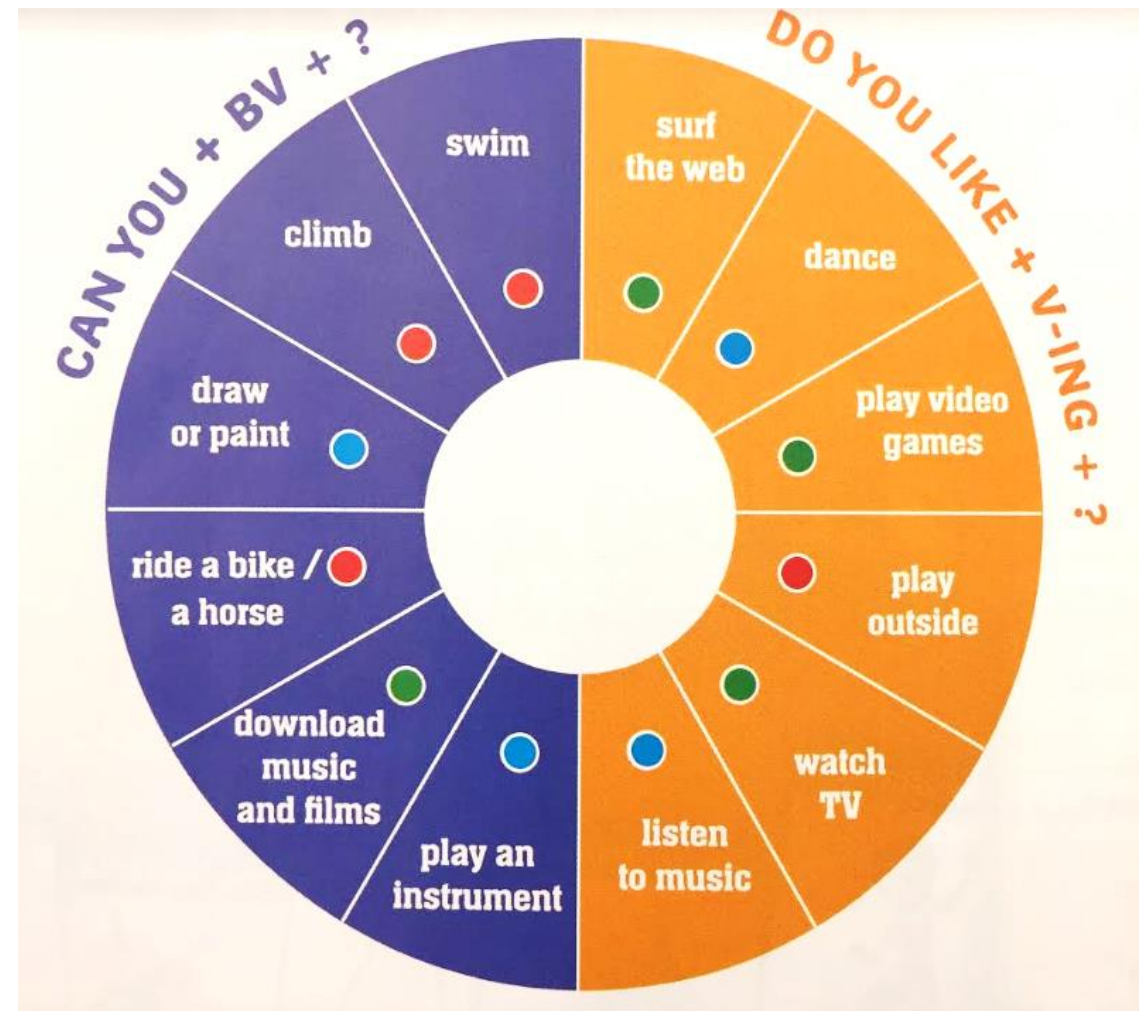
d) Pour chaque question posée au sujet des activités en orange, rédige une réponse.

Exemple :

Yes, I do like surfing the web. 😍

ou

No, I don't like surfing the web. 😞



As-tu remarqué ?

Il y avait des pastilles de couleur sur la roue.

En fonction de tes réponses, découvre quel est ton profil !

Par exemple, Mme Fabre sait faire/aime faire quatre activités **vertes**, trois activités **rouges** et deux activités **bleues**.

C'est donc majoritairement une « geek », mais aussi une « sportive » (ah bon ...) et un peu (mais vraiment un tout petit peu) une artiste.

SCORE

- **2 or more:** you are a **geek**, you are instinctive, solitary and competitive.
- **2 or more:** you are an **artist**, you are creative, independent and an open person.
- **2 or more:** you are **sporty**, you are competitive, dynamic and cool.

3) Talents and hobbies

C) Practise: write about someone else.

Using the activities on the wheel, write a short paragraph about someone you know (friend, family, celebrity).

- **You must talk about :**
 - what this person can or can't do,
 - what this person likes or doesn't like.
- **You must decide on his/her profile.**

Example:

My sister Alix likes dancing but she doesn't like playing video games.

She can play the violin but she can't play video games.

So I think she's an artist.

That's all for today!

See you next time.

