

4°2

# English

Semaine du 4 mai au 8 mai 2020.



# Liens utiles

[Un bon dictionnaire en ligne](#)

[Les séances précédentes sur le blog](#)

[L'invitation pour votre classe sur Quizlet](#)

[Votre classe sur Quizlet](#)

Tu verras apparaître ces boutons aux coins des diapositives. Voici à quoi ils servent.

Liens cliquables pour aller aux premières pages de chaque séance.




S1

S2

S3

Lien cliquable pour aller à la page de répartition des séances.

# Temps de travail conseillé

Découpage suggéré des séances de travail.		Temps de travail conseillé par séance.
<b>Séance 1</b> Pages 5 à 20	 S1	50 minutes
<b>Séance 2</b> Pages 21 à 28	 S2	40 minutes
<b>Séance 3</b> Pages 29 à 33	 S3	30 minutes

Selon tes possibilités, tu peux imprimer les pages (en combinant plusieurs diapositives sur une feuille) et les coller dans ton cahier, ou recopier les titres et le contenu des leçons et exercices dans ton cahier.

Réviser les notions des  
séances précédentes.



# Practice

## Play Kahoot:

- Click on this [link](#).
- Type **02918216** to play the game.

## Play Quizlet:

- Click on this [link](#).

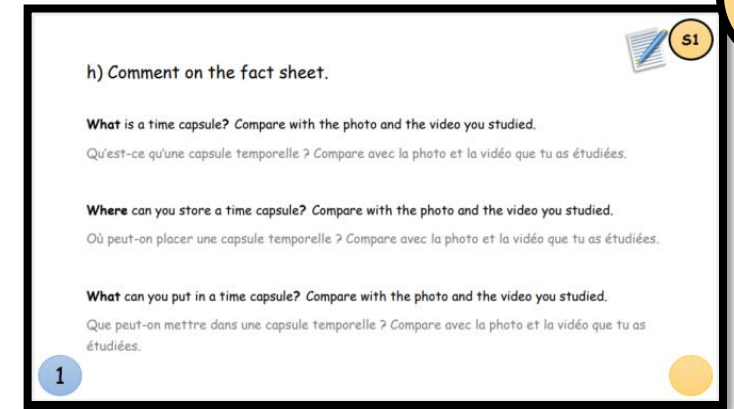
Vérifie ta compréhension  
des activités de la semaine  
dernière avec la correction.



# Correction

## What is a time capsule?

It is a kind of box in which people put objects from a particular time. It is intended to be opened in the future. For instance, the time capsule in the film is a sealed box. However, it is filled with children drawings instead of objects.



h) Comment on the fact sheet.

**What is a time capsule? Compare with the photo and the video you studied.**  
Qu'est-ce qu'une capsule temporelle ? Compare avec la photo et la vidéo que tu as étudiées.

**Where can you store a time capsule? Compare with the photo and the video you studied.**  
Où peut-on placer une capsule temporelle ? Compare avec la photo et la vidéo que tu as étudiées.

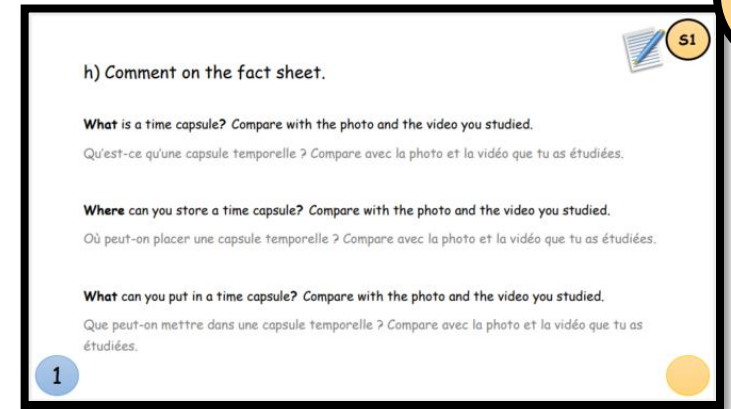
**What can you put in a time capsule? Compare with the photo and the video you studied.**  
Que peut-on mettre dans une capsule temporelle ? Compare avec la photo et la vidéo que tu as étudiées.



# Correction

## Where are they stored?

Most time capsules are buried underground. The time capsule in the film is buried underground too. In the picture, the bronze plaque on the right marks the spot where the time capsule is buried.



h) Comment on the fact sheet.

**What is a time capsule? Compare with the photo and the video you studied.**  
Qu'est-ce qu'une capsule temporelle ? Compare avec la photo et la vidéo que tu as étudiées.

**Where can you store a time capsule? Compare with the photo and the video you studied.**  
Où peut-on placer une capsule temporelle ? Compare avec la photo et la vidéo que tu as étudiées.

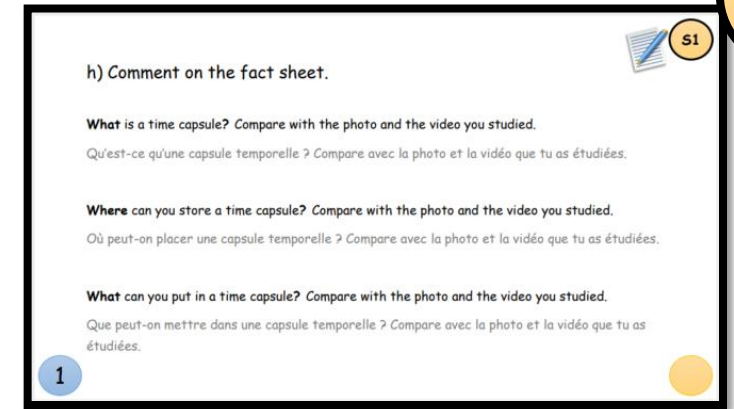
**What can you put in a time capsule? Compare with the photo and the video you studied.**  
Que peut-on mettre dans une capsule temporelle ? Compare avec la photo et la vidéo que tu as étudiées.

# Correction

## What can you put in a time capsule?

Among various things, people sometimes put pictures in time capsules.

This can easily be compared to the children drawings in the film. They could also have put letters, lists, objects, a 1959 calendar or other documents from their time.



h) Comment on the fact sheet.

**What is a time capsule? Compare with the photo and the video you studied.**  
Qu'est-ce qu'une capsule temporelle ? Compare avec la photo et la vidéo que tu as étudiées.

**Where can you store a time capsule? Compare with the photo and the video you studied.**  
Où peut-on placer une capsule temporelle ? Compare avec la photo et la vidéo que tu as étudiées.

**What can you put in a time capsule? Compare with the photo and the video you studied.**  
Que peut-on mettre dans une capsule temporelle ? Compare avec la photo et la vidéo que tu as étudiées.

# Correction

## The 1913 Oklahoma Time Capsule

The event is the opening of the Oklahoma Time Capsule. It contains a bow made by a Choctaw Indian, a plate painted by a Chickasaw Indian, Indian pottery, a pen used by President McKinley to sign an important piece of legislation, a phonograph, a book of pictures and poems, a 1913 telephone, a ladies' hat, a boys' suit, a pair of shoes and the first state flag of Oklahoma.

c) Complete the fact sheet.

1913: The Oklahoma Time Capsule	
<b>Event:</b> (A quel événement assiste-t-on dans la vidéo ?)	The event is ...
<b>Contents:</b> (Que contient la capsule temporelle ?)	It contains ...
<b>Place of burial:</b> (Où était-elle enterrée ?)	It was buried in ...
<b>Opening date:</b> (Quelle est sa date d'ouverture ?)	It was opened in ...

2

S1

# Correction

## The 1913 Oklahoma Time Capsule

This time capsule was buried in the basement of the first Lutheran Church of Oklahoma City.

Its opening date was in April 2013, seven years ago.

c) Complete the fact sheet.

1913: The Oklahoma Time Capsule	
<b>Event:</b> (A quel événement assiste-t-on dans la vidéo ?)	The event is ...
<b>Contents:</b> (Que contient la capsule temporelle ?)	It contains ...
<b>Place of burial:</b> (Où était-elle enterrée ?)	It was buried in ...
<b>Opening date:</b> (Quelle est sa date d'ouverture ?)	It was opened in ...

2

S1

# Correction

## The 1982 BBC Time Capsule

This time capsule was buried as the BBC celebrated its 60th birthday. George Howard, chairman of the BBC at that time, created the capsule. It was buried on the 17th of November 1982, in the grounds of Castle Howard. It will be opened in 3982, 2000 years after its burial. There is no information about the content but there might be items that represents the BBC or messages to the future in the capsule.

d) Practise.

Read about these two time capsules and give as much information as you can about them:  
Lis ce qui est écrit à propos de ces deux capsules temporelles et donne le plus d'informations possibles à leur sujet.

- Event linked to its burial (événement lié à sa mise en terre)
- Author (auteur, créateur)
- Date of burial (date de mise en terre)
- Place of burial (lieu de mise en terre)
- Opening date (date d'ouverture)
- Content (hypothèses sur le contenu de la capsule temporelle)



2

S3

S1

# Correction

## The 1994 Framingham Time Capsule

There is no specific event linked to the burial of the capsule and its author is anonymous. It was buried in October 1994 and will be opened five years from now, on October 16, 2025. The capsule probably contains items symbolizing efforts made against racism and discrimination: newspaper articles, letters, works of art, pictures of important people who fought racism...

d) Practise.

Read about these two time capsules and give as much information as you can about them:

Lis ce qui est écrit à propos de ces deux capsules temporelles et donne le plus d'informations possibles à leur sujet.

- Event linked to its burial (événement lié à sa mise en terre)
- Author (auteur, créateur)
- Date of burial (date de mise en terre)
- Place of burial (lieu de mise en terre)
- Opening date (date d'ouverture)
- Content (hypothèses sur le contenu de la capsule temporelle)



2

S3

S1

# Correction

## Ordinal numbers

1<sup>st</sup> = first

2<sup>nd</sup> = second

3<sup>rd</sup> = third

4<sup>th</sup> = fourth

5<sup>th</sup> = fifth

6<sup>th</sup> = sixth

7<sup>th</sup> = seventh

8<sup>th</sup> = eighth

9<sup>th</sup> = ninth

10<sup>th</sup> = tenth

d) Practise.  
Ta souviens-tu comment prononcer et écrire les nombres ordinaux en anglais afin de parler de dates?  
Lis les nombres ci-dessous à voix haute puis écris-les en toutes lettres.

1st	11th	21st
2nd	12th	22nd
3rd	13th	23rd
4th	14th	24th
5th	15th	25th
6th	16th	26th
7th	17th	27th
8th	18th	28th
9th	19th	29th
10th	20th	30th
		31st

2

S1

# Correction

## Ordinal numbers

11th = eleventh

12th = twelfth

13th = thirteenth

14th = fourteenth

15th = fifteenth

16th = sixteenth

17th = seventeenth

18th = eighteenth

19th = nineteenth

20th = twentieth

d) Practise.  
Ta souviens-tu comment prononcer et écrire les nombres ordinaux en anglais, afin de parler de dates?  
Lis les nombres ci-dessous à voix haute puis écris-les en toutes lettres.

1st	11th	21st
2nd	12th	22nd
3rd	13th	23rd
4th	14th	24th
5th	15th	25th
6th	16th	26th
7th	17th	27th
8th	18th	28th
9th	19th	29th
10th	20th	30th
		31st

2

S1



# Correction

## Ordinal numbers

21<sup>st</sup> = twenty-**first**

22<sup>nd</sup> = twenty-**second**

23<sup>rd</sup> = twenty-**third**

24<sup>th</sup> = twenty-fourth

25<sup>th</sup> = twenty-**fifth**

26<sup>th</sup> = twenty-sixth

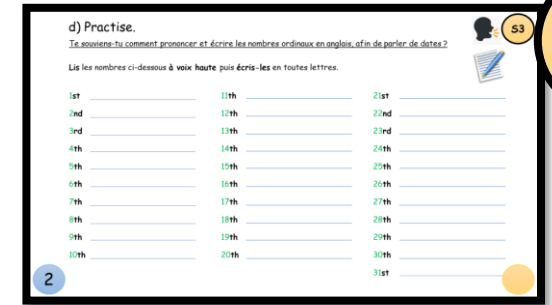
27<sup>th</sup> = twenty-seventh

28<sup>th</sup> = twenty-**eight**h

29<sup>th</sup> = twenty-**ninth**

30<sup>th</sup> = thirti**e**th

31<sup>st</sup> = thirty-**first**



S1

# Correction

## Dates in American English

9/23/1938: the twenty-third of September 1938

Event: Burial of the 1939 World Fair time capsule in New York.

10/16/2025: the sixteenth of October 2025



Event: Opening date of the Framingham 1994 time capsule.

d) Practice.

Ecris les dates ci-dessous en toutes lettres (sauf les années qui resteront en chiffres) et associe-les à l'événement qui leur correspond.

53

2

	<ul style="list-style-type: none"><li>• 9/23/1938</li><li>• 10/16/2025</li></ul>	<ul style="list-style-type: none"><li>• Burial of the BBC time capsule by George Howard.</li><li>• Burial of the 1939 World Fair time capsule in New York.</li></ul>
	<ul style="list-style-type: none"><li>• 17/11/1982</li><li>• 14/11/2012</li></ul>	<ul style="list-style-type: none"><li>• Day on which the Diamond Jubilee digital time capsule was given to Elizabeth II.</li><li>• Opening date of the Framingham 1994 time capsule.</li></ul>

# Correction



## Dates in British English

d) Practice.

Ecris les dates ci-dessous en toutes lettres (sauf les années qui resteront en chiffres) et associe-les à l'événement qui leur correspond.

53

2

	<ul style="list-style-type: none"><li>• 9/23/1938</li><li>• 10/16/2025</li></ul>	<ul style="list-style-type: none"><li>• Burial of the BBC time capsule by George Howard.</li><li>• Burial of the 1939 World Fair time capsule in New York.</li></ul>
	<ul style="list-style-type: none"><li>• 17/11/1982</li><li>• 14/11/2012</li></ul>	<ul style="list-style-type: none"><li>• Day on which the Diamond Jubilee digital time capsule was given to Elizabeth II.</li><li>• Opening date of the Framingham 1994 time capsule.</li></ul>

S1

17/11/1982: the seventeenth of November 1982.

Event: Burial of the BBC time capsule by George Howard.

14/11/2012: the fourteenth of November 2012.

Event: Day on which the Diamond Jubilee digital time capsule was given to Elizabeth II.

# Correction

## Your own time capsule.

Did you think about it?

If you want, you can present your time capsule during our online class.

e) What would you put in your own time capsule?

Imagine that you have to create a time capsule.

Choose a theme:


- Fashion
- Everyday life
- Entertainment
- Sports
- Other...

Choose a time period:

- 2019
- 2020
- An earlier time period of your life

Choose three objects to represent your theme and time period.

Draw them or take a picture of these objects and create your time capsule.



S3

2

Passer maintenant aux  
activités de la semaine.



# This week's activities

## 3) Talking to your future self.

- a) Read the text.
- b) Answer the questions.
- c) Observe (grammaire).
- d) Réponds aux questions (grammaire).

...




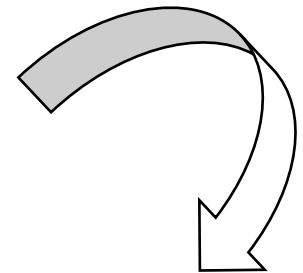
S2

Read the text.

June 11, 2007

Dear Abby,

Congratulations! High school is finally over! As I write this letter I am a **freshman** and I can't even imagine opening it when I **graduate**. It seems so far in the future from now. But look, here you are. You are finally done now!



Can you believe it has already been four years? **Have** you **kept** the same friends? Did you end up getting good **grades**? Also, what about **college**? **Have** you decided **where** you are going yet? Always remember you are a smart girl. Take care of yourself and have fun! The world is waiting for you!

Love Always,

Abby ♡



Answer the questions in your notebook.

- 1) What type of document is it? Justify your answer.
- 2) Identify the sender and the addressee.
- 3) Explain the link between this document and a time capsule.
- 4) Why did the author write this document?

5) Explain what grade the author is in when she writes the document and when she opens the document later.

Help

	USA		FRANCE	
Diploma	Graduation		Baccalauréat	Diplôme
High school	12th grade - senior		Terminale	Lycée
	11th grade - junior		Première	
	10th grade - sophomore		Seconde	
	9th grade - freshman		Troisième	Collège
Junior high school / middle school	8th grade		Quatrième	
	7th grade		Cinquième	
	6th grade		Sixième	

to get good grades = avoir de bonnes notes

to be in 12th grade = être en terminale

6) Pour chaque partie du document, trouve l'intitulé correspondant.

Explique ensuite en français à quoi correspondent les différentes parties du document.

Voici les intitulés, réfère-toi ensuite au texte en page suivante :

Body - Closing - Greetings - Date - Signature

June 11, 2007

S2

Dear Abby,

Congratulations! High school is finally over! As I write this letter I am a freshman and I can't even imagine opening it when I graduate. It seems so far in the future from now. But look, here you are. You are finally done now!

Can you believe it has already been four years? Have you kept the same friends? Did you end up getting good grades? Also, what about college? Have you decided where you are going yet?

Always remember you are a smart girl. Take care of yourself and have fun! The world is waiting for you!

Love Always,

Abby ♡

Observe les phrases suivantes :

Have you kept the same friends?

Have you decided where you are going yet?

I've just had a conversation with my future self.

The cement is still fresh: they have buried a time capsule.

Réponds aux questions :

1) A quel temps fait référence le verbe en vert ?

passé

présent

2) A quel temps font référence les mots soulignés?

passé

présent

3) A quel temps font référence les mots en rose ?

passé

présent

4) Qualifie le mot en vert :

C'est le verbe HAVE au passé.

C'est le verbe HAVE au présent.

C'est l'auxiliaire HAVE au présent.

5) Qualifie les mots soulignés :

- Ce sont des verbes au prétérit.
- Ce sont des participes passés.

6) Que peux-tu en déduire sur la forme HAVE + VERBE-ED ?

- Elle fait référence au passé, comme le prétérit simple.
- Elle fait référence à un passé récent, coupé du présent.
- Elle fait le lien entre le passé et le présent.



7) D'après ce que tu as pu déduire de tes observations, trouve deux nouvelles questions que l'auteur du document aurait pu poser.

See you next week!

