







Tableaux à double entrée

Série 5 : orientation









| |  |  |  |
|---|---|---|---|
|  | 1 | 2 | 3 |
|  | 4 | 5 | 6 |
|  | 7 | 8 | 9 |



Tableaux à double entrée

Série 5 : orientation









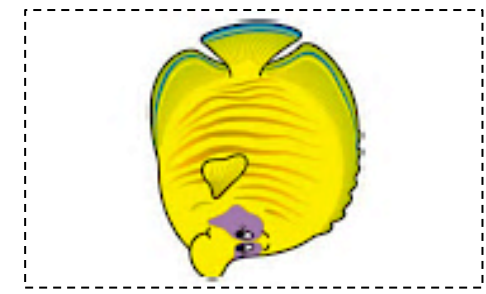

| |  |  |  |
|---|---|---|---|
|  | 1 | 2 | 3 |
|  | 4 | 5 | 6 |
|  | 7 | 8 | 9 |



Tableaux à double entrée

Série 5 : orientation

| |  |  |  |
|---|---|---|---|
|  | 1 | 2 | 3 |
|  | 4 | 5 | 6 |
|  | 7 | 8 | 9 |



Tableaux
à double entrée

Série 5 : orientation



1

2

3



4

5

6



7

8

9

