

ANGLAIS - Les pièces de la maison séance 3

1) RETROUVE LES 9 DIFFÉRENCES



Look at the pictures. Circle nine differences.



Same Different

bathroom	<input checked="" type="checkbox"/>	<input type="checkbox"/>
kitchen	<input type="checkbox"/>	<input checked="" type="checkbox"/>
parents' bedroom	<input type="checkbox"/>	<input checked="" type="checkbox"/>

Same Different

children's bedroom	<input type="checkbox"/>	<input checked="" type="checkbox"/>
living room	<input checked="" type="checkbox"/>	<input type="checkbox"/>

Observe l'exemple et continue:

Where is the table? The table is in the kitchen
 Where is the bathtub? The bathtub is in the bathroom
 Where is the bed? The bed is in the bedroom
 Where is the fridge? The fridge is in the kitchen

2) ÉCRIS LE NOM DE LA PIÈCE OÙ SE TROUVENT GÉNÉRALEMENT LES OBJETS

bathroom bedroom
kitchen living room





Where is the table?

The table is in the kitchen.




table 
 kitchen

couch 
 Living room

bathub 
 bathroom

pillow 
 bed room

bed 
 bed room

lamp 
 bed room

fridge 
 Kitchen

sink 
 bathroom

Where is the couch? The couch is in the living room.
 Where is the pillow? The pillow is in the bedroom.
 Where is the lamp? The lamp is in the bedroom.
 Where is the sink? The sink is in the bathroom.

COLORIE LES MOTS DE LA BONNE COULEUR :
Coup de 800 Le lit est orange, il faut donc colorier le mot BED
en orange.



kitchen

bedroom

bathroom

living room

table sink fridge

swing

lamp

bed

pillow

couch

bathtub

