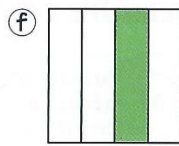
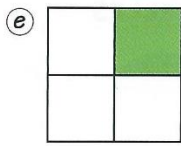
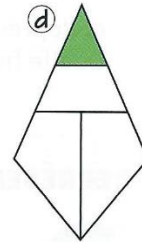
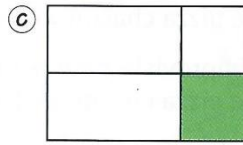
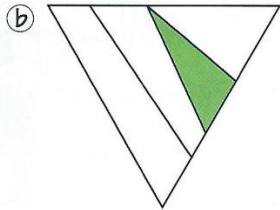
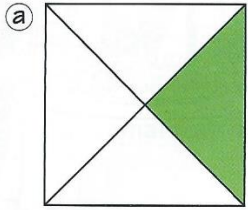


Numération CM1 : Les fractions





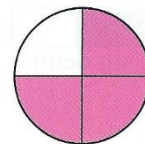
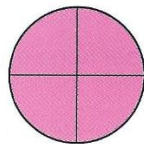
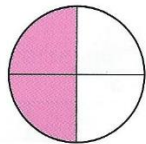
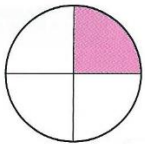
Exercices du lundi 18 mai

1 - Les figures sont partagées en 4 parties. _____

Nomme celles dont la partie coloriée représente $\frac{1}{4}$ de la figure.


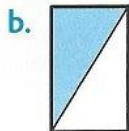



2- Pour ces figures, **écrit** la fraction qui correspond à la partie coloriée. _____

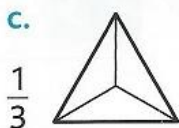


Exercices du mardi 19 mai

1 Le rectangle représente l'unité. Écris en chiffres la fraction représentée par la partie coloriée.





2 Le triangle représente l'unité. Colorie une partie pour représenter la fraction indiquée.



3 Ces pizzas sont partagées en parts égales. Lou reçoit une demi-pizza, Éva trois quarts d'une pizza et Max trois tiers d'une pizza.

a. Pour chaque pizza, écris le prénom de l'enfant et la fraction. Colorie la partie qui représente cette fraction.



...

...

...

b. Exprime plus simplement la part de Max.