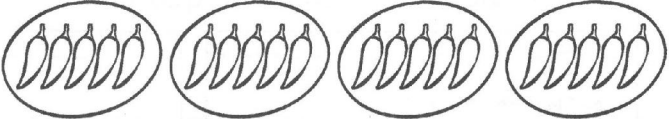


Compter par groupes

1) Complète les phrases

2) Complète les dessins et les phrases

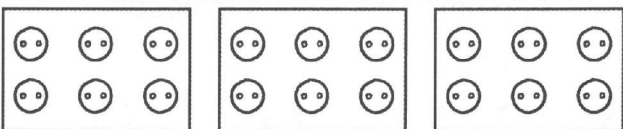
a



Il y a groupes de 5 piments.

Il y a piments en tout.


b



Il y a groupes de 6 boutons.

Il y a boutons en tout.


c



Il y a 5 groupes de fleurs.

Il y a fleurs en tout.

d

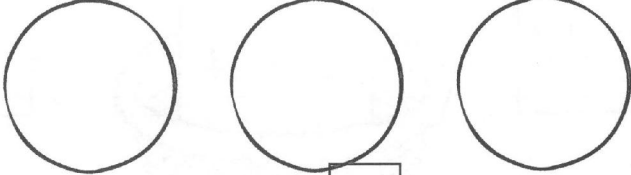


Il y a 6 groupes de feuilles.

Il y a feuilles en tout.

a

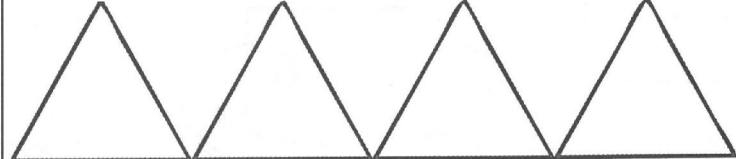
Dessinez 5 pommes dans chaque cercle.



3 groupes de 5 =

b

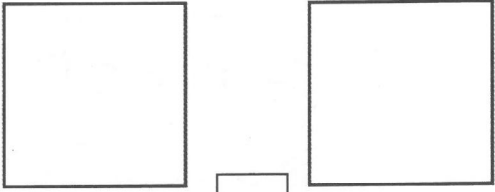
Dessinez 3 bateaux dans chaque triangle.



4 groupes de 3 =

c

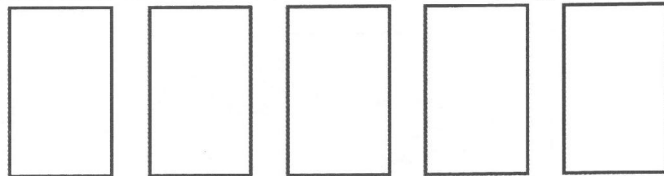
Dessinez 4 étoiles dans chaque carré.



2 groupes de 4 =

d

Dessinez 2 fleurs dans chaque rectangle.



5 groupes de 2 =

3) Relie chaque carte à son panier

$$4 + 4 + 4 + 4 + 4$$

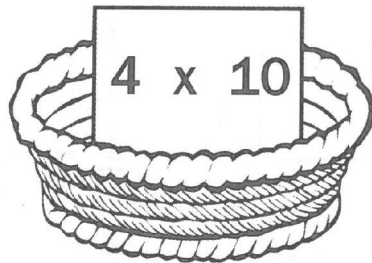
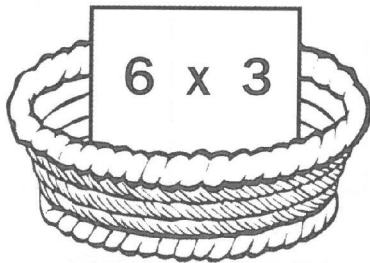
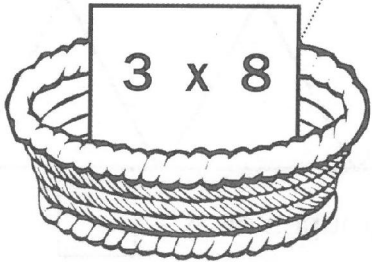
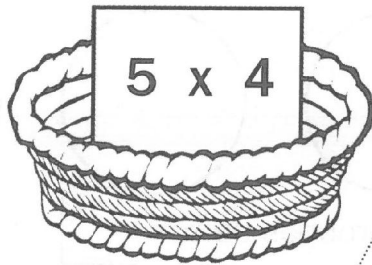
3 groupes de 8

Multipliez 5 et 4

Multipliez 6 et 3

$$10 + 10 + 10 + 10$$

4 groupes de 10



$$8 + 8 + 8$$

5 groupes de 4

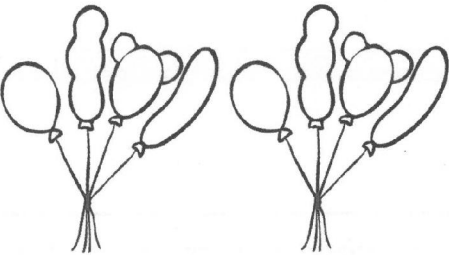
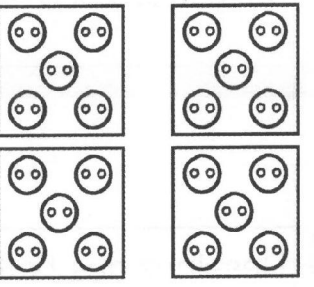
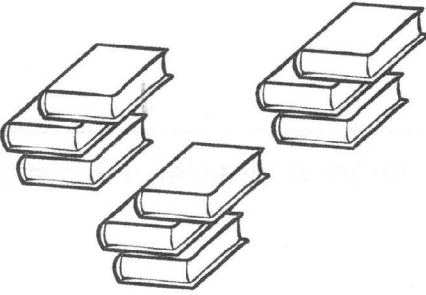



Multipliez 3 et 8

Multipliez 4 et 10

$$3 + 3 + 3 + 3 + 3 + 3$$

6 groupes de 3

4) Raconte une histoire de multiplication pour chacun de ces dessins puis complète l'opération

 <p><input type="text"/> x <input type="text"/> ballons = <input type="text"/> ballons</p>	 <p><input type="text"/> x <input type="text"/> boutons = <input type="text"/> boutons</p>
 <p><input type="text"/> x <input type="text"/> livres = <input type="text"/> livres</p>	 <p><input type="text"/> x <input type="text"/> bananes = <input type="text"/> bananes</p>
 <p><input type="text"/> x <input type="text"/> crayons = <input type="text"/> crayons</p>	 <p><input type="text"/> x <input type="text"/> fleurs = <input type="text"/> fleurs</p>